

# ISCA/AHISA National Forum Information Session Bill Daniels

Canberra

30 August 2010

# ALP Election Policies

- **Extend current SES funding system an extra year (to end of 2013)**
- **Extend capital program to 2014**
- Autonomy to 1,000 principals around budgeting, staffing
- Extend education tax rebate to include school uniforms
- Introduce an Australian Bacculaureate
- National trade cadetship scheme for Year 9-12
- Early childhood quality framework, increasing staff to child ratio
- Cash rewards for up to 1000 schools that improve performance (\$75,000 for primary, \$100,000 for high schools)
- Performance pay (10 % of salary to top 10% of teachers)
- National online and assessment learning bank
- Increase family assistance by \$4500 per year for ages 16 to 18
- 1,000 additional schools to get school chaplains
- Indigenous students in boarding schools min 50 – remote loading

# Coalition Election Policies

- **Continue existing SES funding, including indexation until 2016**
- **Continuation of Block Grant capital works and Targeted Program funding beyond 2012 under the same administrative arrangements**
- Expand national testing for students in every year level from 3-10
- Change National Partnership arrangements
- Scrap the Digital Education Revolution
- Establish school technology fund - \$120 million
- Education card, up to \$20,000, for students with severe disabilities
- Extend education tax rebate – including school fees
- Review the early childhood reforms
- A full judicial inquiry into the BER program
- Give remaining funds of P21 direct to principals
- Establishment grants of \$500 per pupil for 2 years
- Extend National Chaplaincy Program
- Better Teacher Reward Fund - \$200 million

# The Australian Greens

- **End the current recurrent funding arrangements for non-government schools by end 2010 and implement a new model that is:**
  - **Resource-based;**
  - **No longer uses AGSRC as the basis for indexation; and which**
  - **Makes non-government schools fully accountable to parliament.**
- **Invest the money saved from ending public subsidies to the wealthiest non-government schools into a national equity funding program for government schools**
- **Maintain of the total level of federal funding for all other non-government schools at 2003-04 levels, indexed for inflation**
- Federal funding should prioritise the public education sector
- Introduce the same transparency and accountability frameworks for all sectors
- Extend anti-discrimination measures to non-government schools
- Ensure the viability of existing public schools is not endangered by the development of new non-government schools

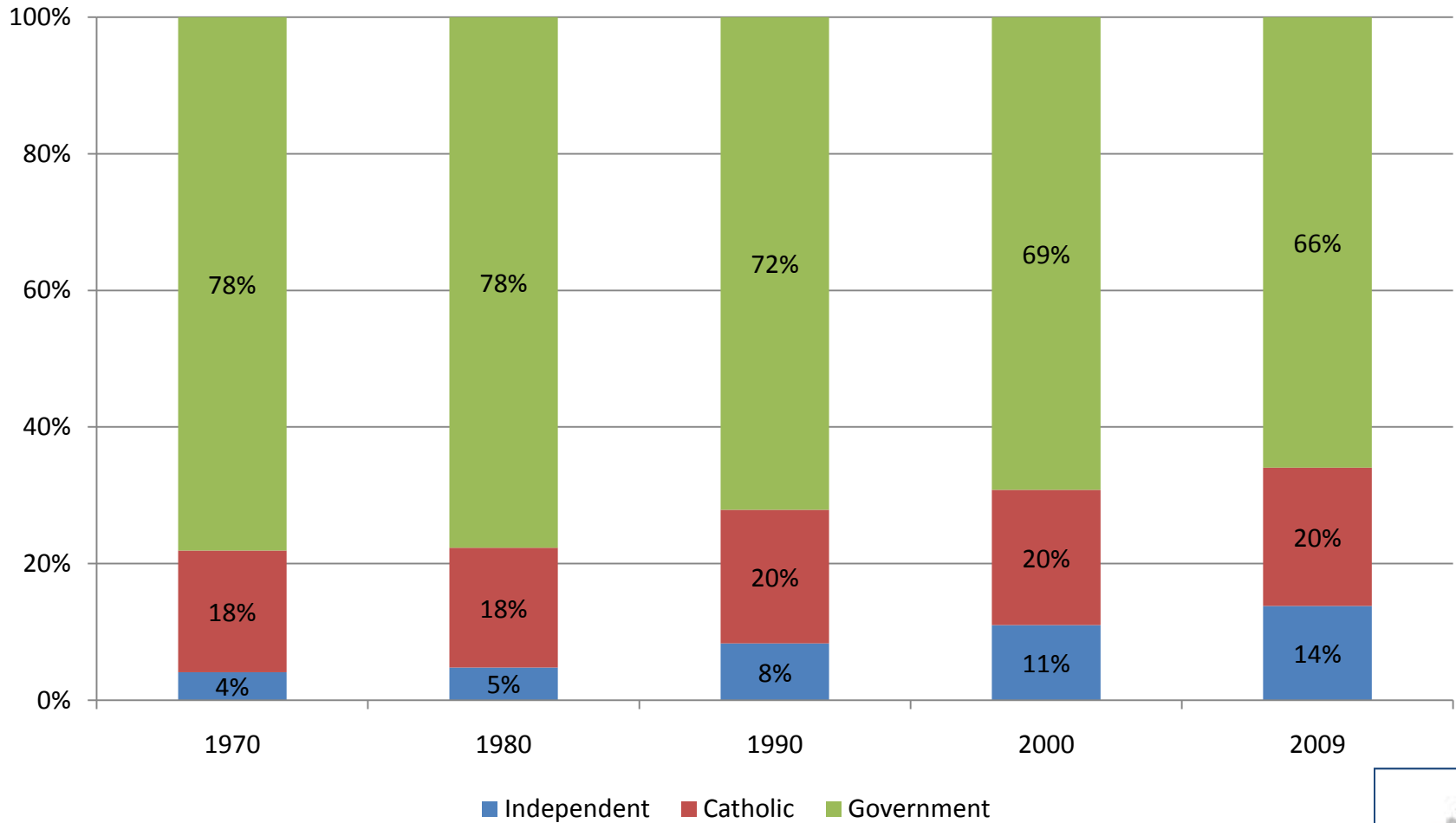
# Expert panel for schools funding review

- David Gonski AC
- Dr Peter Tannock AM
- Dr Ken Boston AO
- Kathryn Greiner AO
- Hon. Dr Carmen Lawrence

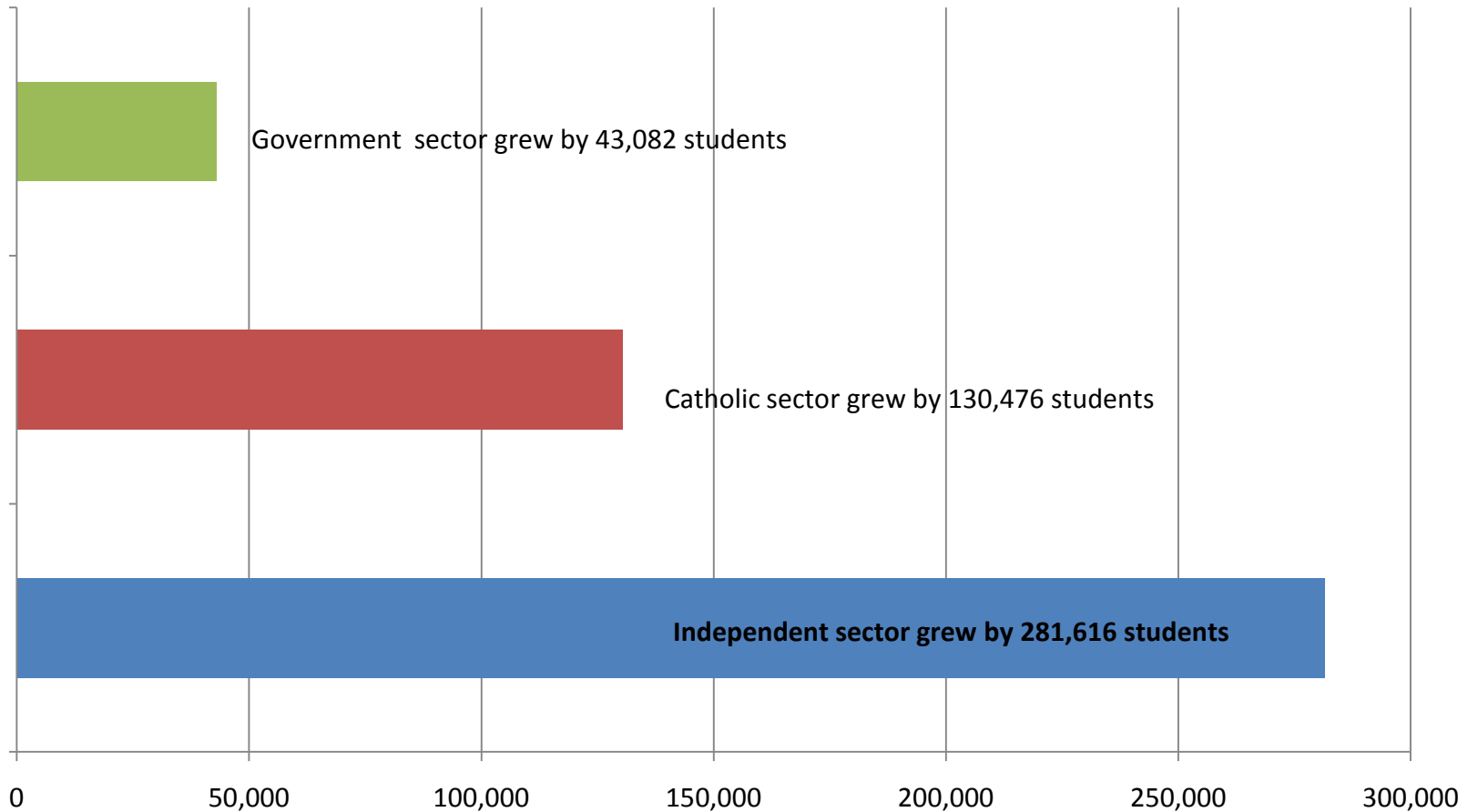
# Funding Review Timeline

- Listening Tour - July/August 2010
- Emerging Issues Paper – Oct/Nov 2010
  - Submissions called
- Draft report – May 2011
  - Submissions called
- Final Report – October 2011
- Government decisions ???

# Enrolment share by sector 1970 - 2009



# Enrolment change by sector 1985 - 2009





# Sector diversity

Indigenous students	8,652
Independent schools with 50%+ indigenous enrolment	36
Students with disabilities	11,191
Special schools	54
Overseas students	10,124
Boarding students	17,097
Boarding schools	154
Schools with less than 200 students	40%
Schools with 200 – 1,000 students	43%
Schools with 1,000 – 2,000 students	16%
Combined schools (primary & secondary)	61%

Note: Figures include independent Catholic schools and enrolments

# Projected enrolment change by sector 2009 - 2020

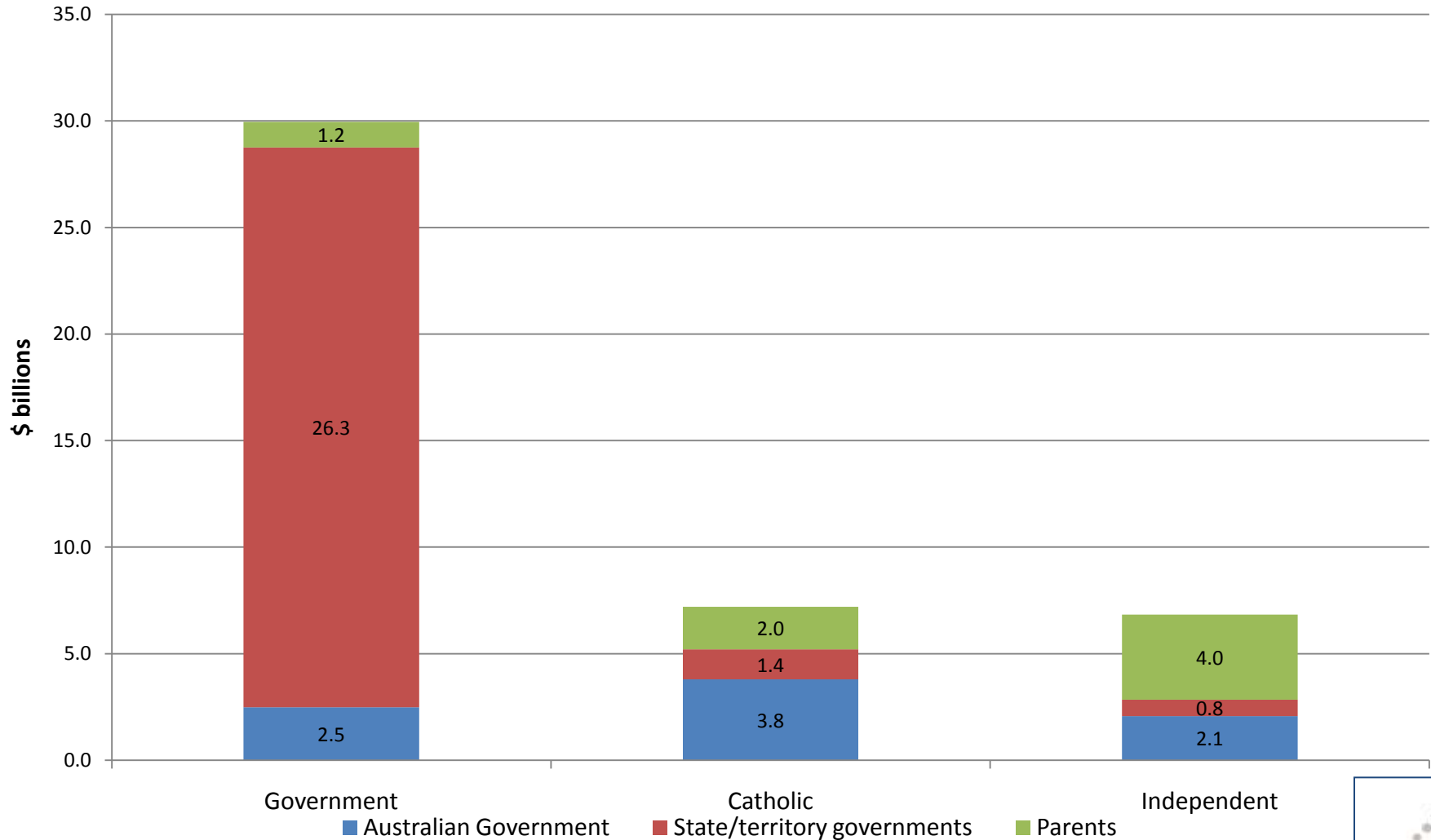
	2009	2020	Change (no.)	Change (%)
<b>Government Schools</b>				
Primary	1,379,598	1,754,541	374,943	27%
Secondary	894,308	942,649	48,341	5%
Total	2,273,906	2,697,190	423,284	19%
<b>Catholic Schools</b>				
Primary	384,066	492,573	108,507	28%
Secondary	320,032	367,737	47,705	15%
Total	704,098	860,310	156,212	22%
<b>Independent Schools*</b>				
Primary	223,055	302,722	79,667	36%
Secondary	260,275	338,548	78,273	30%
Total	483,330	641,270	157,940	33%
<b>ALL SCHOOLS</b>	3,461,334	4,198,770	737,436	21%

\*Does not include independent Catholic schools

Source: DEEWR Enrolment Projections 2010 and ABS Schools Australia 2009



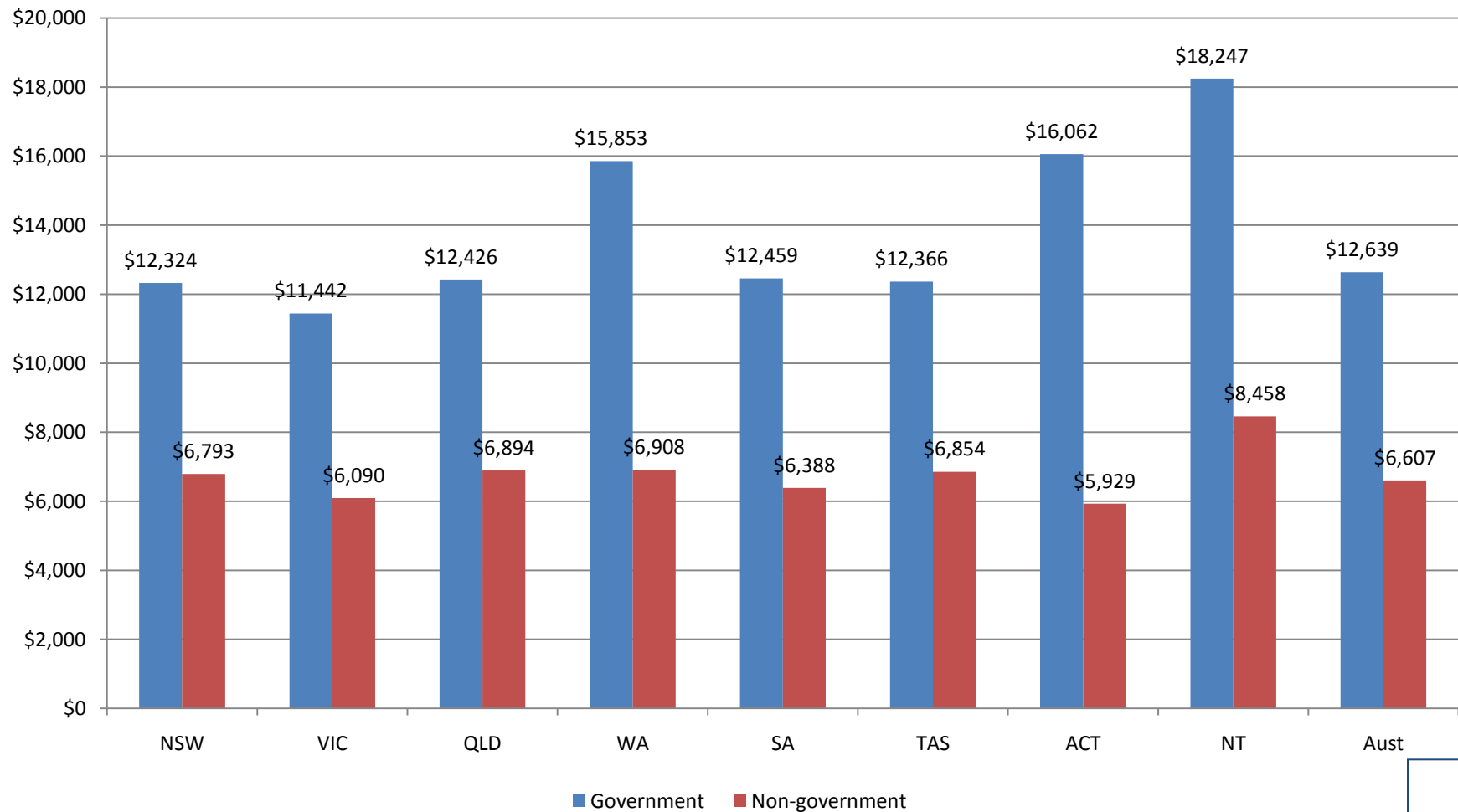
# Schools recurrent funding 2007-08



Source: Productivity Commission Report on Government Services 2010 and ANR 2007 and 2008 (latest available data)

Note: Government sector parental contribution is estimate only

# Per capita government recurrent expenditure by sector and state 2007-08

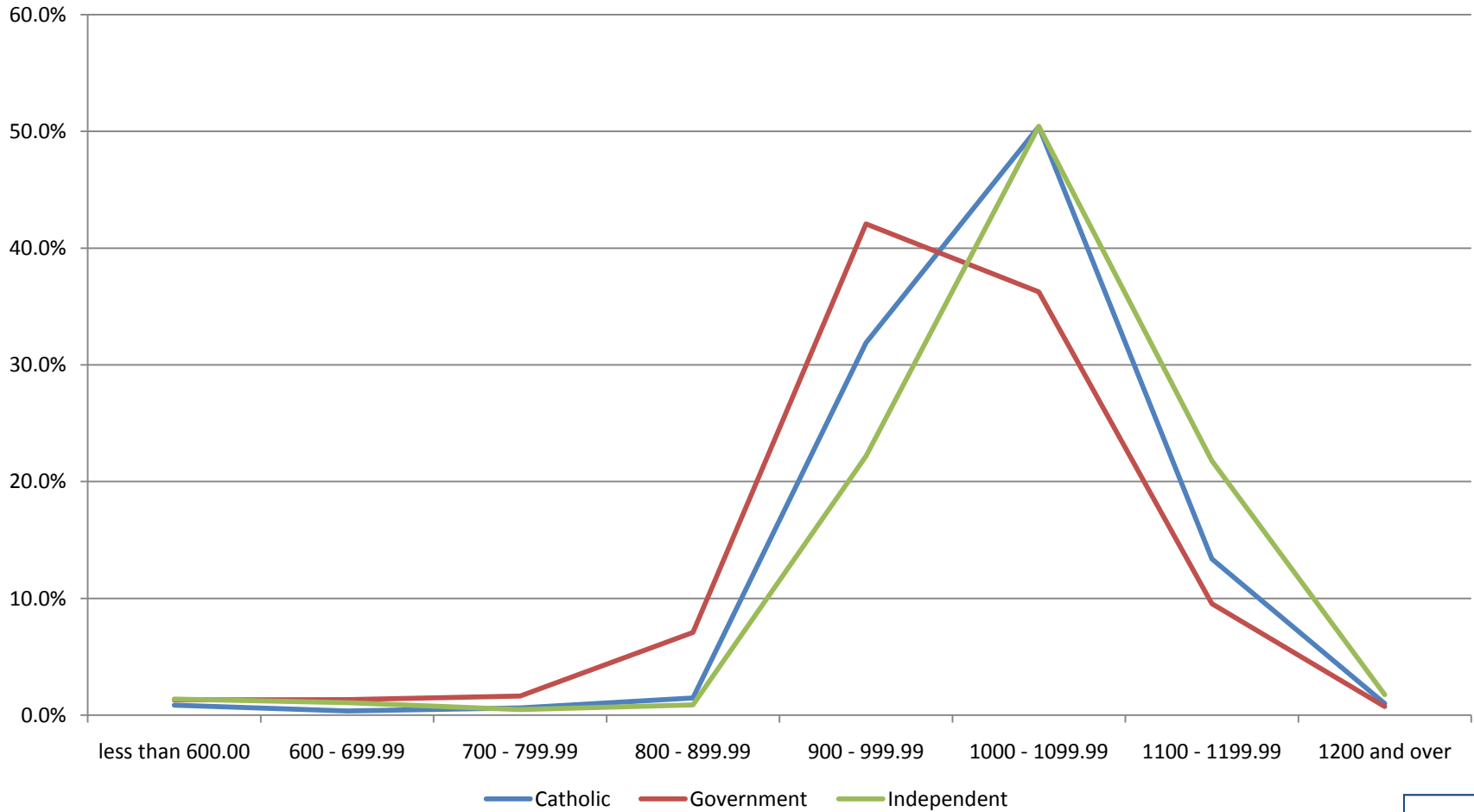


# ICSEA scores - Australia

Highest ICSEA (Top 100 schools)	
Government	61%
Independent	21%
Catholic	18%

Lowest ICSEA (Bottom 100 schools)	
Government	76%
Independent	11%
Catholic	13%

# Distribution of schools by ICSEA score



# More than 8 in 10 principals are worried about the funding review, with 1 in 3 very worried

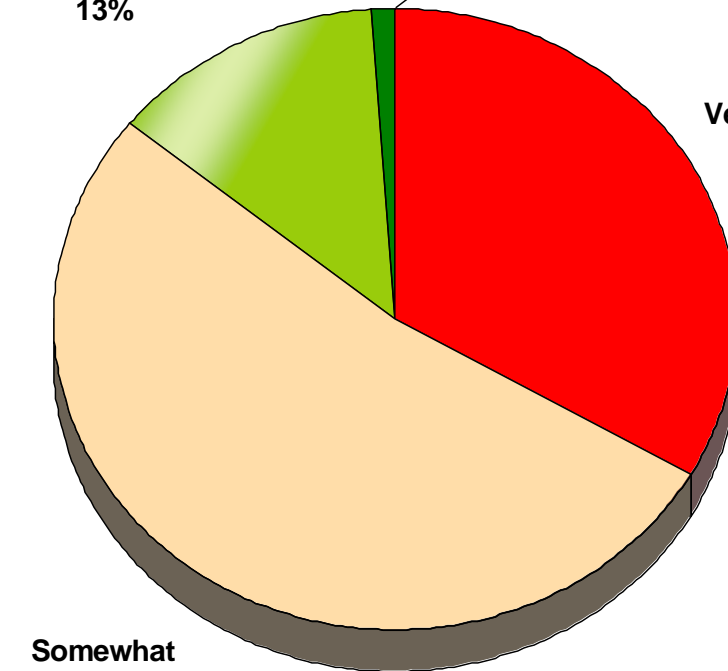
*As an independent school principal, in general, how worried are you about the funding review?*

**Total not worried: 14%**



Not very worried: 13%  
Not worried at all: 1%  
Unsure: 0%

**NET Worried: +71%**



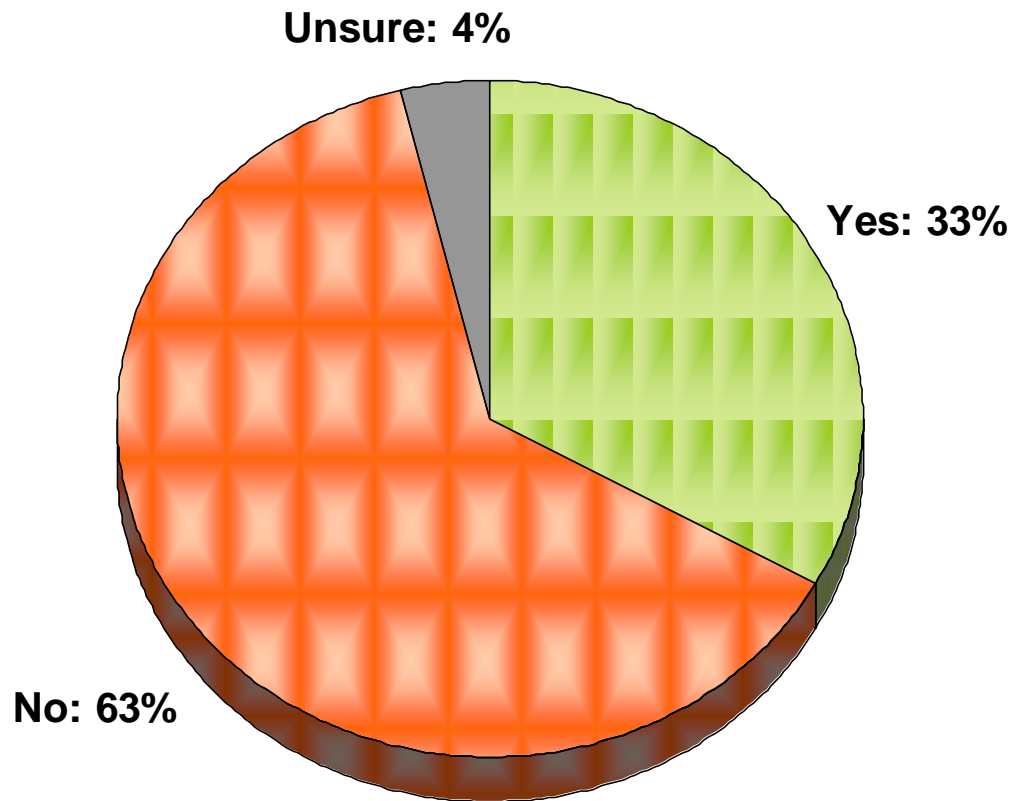
Very worried: 33%



**Total worried: 85%**

# 1 in 3 parents of students at independent schools in the study have expressed concerns...

*Have any parents of students at your school expressed concerns about the impact of possible Federal government changes to the current schools funding arrangement?*

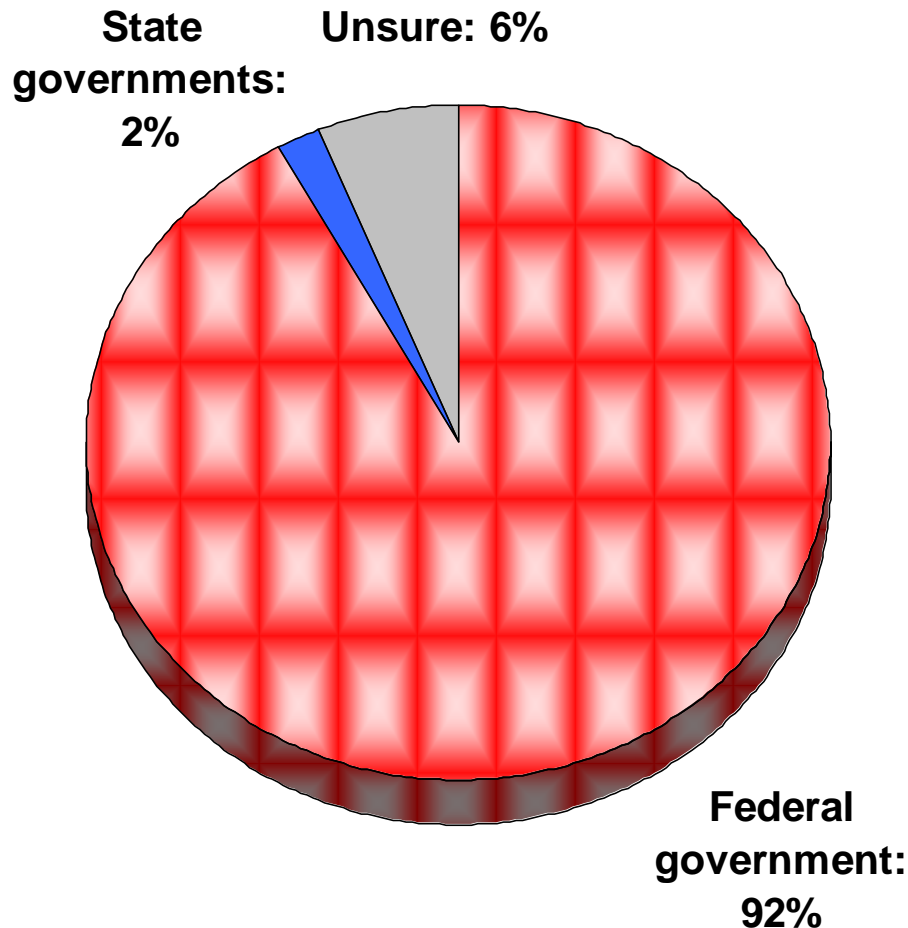


Base: All



# There is overwhelming support for receiving Commonwealth GRG directly from the Federal government

*Would you prefer to receive Commonwealth General Recurrent funding support directly from the Federal government, as it is now, or alternatively through State governments?*



Base: All

# Legislation timeline – ALP Government

Jan 2007		Federal Election	Dec 2007
Jan 2008	Legislation for new funding quadrennium passed		Dec 2008
Jan 2009			Dec 2009
Jan 2010	Review of schools funding	Federal Election	Dec 2010
Jan 2011	Review of schools funding	Amend Schools Assistance Act for 2013	
Jan 2012	Government decision on funding review		Dec 2012
Jan 2013	Legislation for new funding quadrennium	Federal Election	Dec 2013
Jan 2014			Dec 2014
Jan 2015			Dec 2015
Jan 2016		Federal Election	Dec 2016
Jan 2017	Legislation for new funding quadrennium		Dec 2017

# Legislation timeline – Coalition Government

Jan 2007		Federal Election	Dec 2007
Jan 2008	Legislation for new funding quadrennium introduced		Dec 2008
Jan 2009			Dec 2009
Jan 2010	Review of schools funding	Federal Election	Dec 2010
Jan 2011	Review of schools funding		Dec 2011
Jan 2012	Legislation for new funding quadrennium introduced		Dec 2012
Jan 2013		Federal Election	Dec 2013
Jan 2014			Dec 2014
Jan 2015			Dec 2015
Jan 2016	Legislation for new funding quadrennium introduced	Federal Election	Dec 2016

# Key messages

- Value for money and affordability
- Nationalisation – limiting independence, growth of ACARA, AITSL the new bureaucracy
- Work in partnership with schools, community and governments – that respect difference
- Sustaining a direct funding relationship with the Commonwealth.